



DOMETIC SANITATION SYSTEMS

ALL SIZES, WELL PLANNED

Dometic has been on board with renowned RV and Marine OEMs for decades with its traditional Sealand brand. Today, we offer a comprehensive range of toilets for vehicles of all sizes. Well planned, space-saving concepts guarantee fast and hassle-free installation. High-quality materials and smart details set new standards in terms of comfort and hygiene. Heavy-duty waste holding tanks, practical tab cleaners and a wide choice of sanitation accessories add the finishing touch.

Whichever sanitation technology you prefer for your project, Dometic offers a state-of-the-art solution. You can use a simple portable model or an innovative cassette toilet with revolving seat and ceramic inlay. Where space is limited, you can opt for one of our macerator toilets. With a choice of heights, colours, styles and discharge options, this versatile toilet system fits a wide array of floor plans with equal ease.



TOILETS

Well-proven portable toilets. Cassette toilets with 90° revolving seat and scratch-resistant ceramic inlay. Electric toilets with powerful macerator flush – available with 360° ORBIT base, flat or sloped back to suit different bathroom layouts. Simply choose the toilet technology to suit your project!

PAGE 302 – 309



WASTE HOLDING TANKS

Dometic holding tanks for marine applications: specially developed for the European market and fully compliant with ISO 8099 standards. Long lasting, odour-free and easy to install with pre-assembled fittings. Complete range of accessories – from hoses and fittings to vent filters and tank level indicators.

PAGE 310 – 316



CLEANING ACCESSORIES

Get rid of that dirt with smart Dometic products: perfectly mobile wet/dry vacuum cleaner, neatly integrated central vacuum cleaning system, practical sweep inlet valve.

PAGE 317 – 318



HYGIENE ACCESSORIES

Perfect hygiene for the smallest room on board: practical tab cleaners for the waste holding tank. Pre-dosed for convenient dosing. No mess, no excess!

PAGE 318 – 319





Homelike comfort in the smallest of space: the portable toilets in the Dometic 9-series are ideal for smaller vehicles due to their compact design and light weight. The easy-to-use push-button technology gives a powerful 360° pressure flush for effective cleaning and perfect

hygiene. A well-engineered disposal system, featuring an extra-long pivoting spout and vent openings, ensures clean and splash-free discharge. Available in two sizes – with a waste holding tank capacity of 9.8 or 18.9 litres.

DOMETIC 972 / 976

7.01

Portable toilet, white and grey

	972	976	
 	Flush water tank capacity	8.7 litres	8.7 litres
	Waste tank capacity	9.8 litres	18.9 litres
	Material	ABS	ABS
	Colour	White / grey	White / grey
	Dimensions (W x H x D)	334 x 318 x 387 mm	334 x 387 x 387 mm
	Weight	5.44 kg	6.35 kg
Quality features	<ul style="list-style-type: none"> • High-strength ABS construction withstands harsh environments. • Smooth, easy-to-clean finish. • Prismatic tank level indicator allows easy tank level monitoring. • Push-button flush clears bowl instantly. Full-size seat for comfort. • Latching lid for security. 		
Product	Ref. No.		
Dometic 972	9108557679		
Dometic 976	9108557681		
/ Accessories for Dometic 970 series			
Dometic DTK972, Back-up tank for Dometic 972	9107100030		
Dometic DTK976, Back-up tank for Dometic 976	9107100031		
Dometic 970-FK, Fixing kit for Dometic 970 series toilets	9108559158		




Our cassette toilets are a perfect fit for the tight bathrooms of motorhomes and caravans. Their seat or bowl, depending on the model, that can be turned by 90° in both directions as required by the room layout.

Two attractive series are available. Dometic Saneo® cassette toilets excel with unique details such as the patented Dual Close valve, the auto-closing lid, and the powerful impulse flush technology. The Dometic CT series comes with a scratch-resistant ceramic inlay that is easy to clean and makes the bowl 30% lighter than that of conventional all-ceramic toilets.

DOMETIC Saneo®

7.01


Revolving cassette toilet with ceramic inlay

	Waste holding tank capacity	16 litres
	Dimensions (W x H x D)	377 x 672 x 602 mm
	Weight	12.5 kg
	Quality features	<ul style="list-style-type: none"> • Patented Dual Close valve provides maximum safety when the cassette tank has been removed. • Bowl adjustable by 90° in both directions adds flexibility. • Easy to clean ceramic inlay with effective impulse flushing system. • Splash protection when opening the valve. • Comfortable, ergonomically shaped seat. • Self-closing lid and toilet seat. • Insens Touch Control Display.
	Product	Ref. No.
Dometic Saneo® CW, with flush water tank	9107100641	
/ Accessories		
Dometic Saneo-CASS, Replacement cassette for Saneo toilets	242602283	
Dometic SK 5, Service Hatch, 360 x 310 mm	9104100202	

DOMETIC CTS 4110

7.01


Cassette toilet with ceramic inlay

	Waste water tank capacity	19 litres
	Colour	White
	Dimensions (W x H x D)	382 x 672 x 530 mm
	Weight	12.0 kg
	Voltage	12 V DC
	Power input	max. 5 A for external pump
	Quality features	The scratch-resistant ceramic inlay that stays that way. It is 30 % lighter than purely ceramic toilets. The optimised vacuum breaker increases flushing power. An anatomically respectful design. Seat adjustable by up to 90° in both directions to accommodate space. Simple and accessible control panel.
	Product	Ref. No.
	Dometic CTS 4110	9107100630
	/ Accessories	
	Dometic CT4110-CASS, Replacement cassette for 4110 toilets	4448301678
	Dometic SK 5, Service Hatch, 360 x 310 mm	9104100202

DOMETIC CTW 4110

7.01


Cassette toilet with ceramic inlay and integrated flush water tank

	Waste water tank capacity	19 litres
	Flush water tank capacity	7 litres
	Colour	White
	Dimensions (W x H x D)	382 x 672 x 530 mm
	Weight	12.5 kg
	Voltage	12 V DC
	Power input	max. 5 A for external pump
	Quality features	The scratch-resistant ceramic inlay is also easy to clean. It is 30 % lighter than purely ceramic toilets. The optimised vacuum breaker increases flushing power. An anatomically respectful design. Seat adjustable by up to 90° in both directions to accommodate space. Simple and accessible control panel. Integrated flush tank (7 l)
	Product	Ref. No.
	Dometic CTW 4110	9107100629
	/ Accessories	
	Dometic CT4110-CASS, Replacement cassette for 4110 toilets	4448301678
	Dometic SK 5, Service Hatch, 360 x 310 mm	9104100202

DOMETIC RENEW KIT

7.01

Replacement set for CT 3000 and 4000 toilets

	Revitalise Dometic CT 3000 and 4000 series toilets with this easy to change replacement set.	
	<ul style="list-style-type: none"> • Easy to change replacements for all vital parts of Dometic CT 3000 and 4000 toilets • Provides a clean, hygienic toilet and peace of mind • Low-cost solution for customers wishing to avoid buying a new toilet 	
	Product	Ref. No.
	Dometic Renew Kit	9600000458

**MARINE TOILETS****CHOOSE THE STYLE THAT FITS YOUR PROJECT**



The Dometic MasterFlush series gives boat builders unprecedented freedom of choice. Low profile or standard height, through-the-floor or through-the-wall discharge, toilet only or comfort model with integrated bidet function – everything is possible. All models feature

a highly effective macerator system with stainless steel cutting blades that pulverise waste for optimum discharge. Macerator toilets are ideal for connection to a waste holding tank, which may also be located further away.

DOMETIC MASTERFLUSH MF 7100 SERIES

7.04


Electric macerator toilet, standard height, 12 V or 24 V

	MF 7160	MF 7120
MF 7160 	Water supply Sea water	Fresh water
	Voltage 12 V DC or 24 V DC	12 V DC or 24 V DC
	Current consumption 20 A / 12 V DC; 10 A / 24 V DC	20 A / 12 V DC; 10 A / 24 V DC
	Dimensions (W x H x D) 381 x 375 x 483 mm	381 x 375 x 483 mm
	Weight 15.9 kg	15.9 kg
MF 7120 	Quality features Space saving due to the 360° Orbit technology. Energy efficient and a low consumption fresh water flush. Highly effective macerator system. Round-front enamelled wooden seat with aesthetic seat-to-bowl matching contour. Full, flat back ledge hides all plumbing when viewed from above. Trouble- and odour-free performance.	
	Product	Ref. No.
	Dometic MasterFlush MF 7160, 12 V	9108833973
	Dometic MasterFlush MF 7160, 24 V	9108833974
	Dometic MasterFlush MF 7120, 12 V	9108833970
	Dometic MasterFlush MF 7120, 24 V	9108833972
	/ Accessories	
	Dometic MF-DFST, Triple flush switch panel for MasterFlush freshwater toilets	9108559126

DOMETIC MASTERFLUSH MF 7260 / MF 7220

7.04


Electric macerator toilet, low-profile, 12 V

	Water supply	Sea water or Fresh water
	Voltage	12 V
	Current consumption	20 A
	Dimensions (W x H x D)	368 x 337 x 476 mm
	Weight	15.9 kg
	Quality features	Powerful macerator flush. Full 360° ORBIT bowl-to-base rotation allows positioning in small spaces and diverse layouts. Small footprint – fits in almost any head compartment. Efficient: uses as little as 0.3 gal. (1.2 l) of sea water per flush. Compact bowl and comfortable, full-sized enamelled wood seat.
	Product	Ref. No.
Dometic MasterFlush MF 7260, Sea water		9108834285
Dometic MasterFlush MF 7220, Fresh water		9108834283
/ Accessories		
Dometic MF-DFST, Triple flush switch panel for MasterFlush freshwater toilets		9108559126

DOMETIC MASTERFLUSH MF 7165

7.04


Electric macerator toilet with external pump, standard height, 12 V

	Water supply	Sea water
	Voltage	12 V DC
	Current consumption	20 A
	Dimensions (W x H x D)	375 x 381 x 483 mm
	Weight	15.9 kg
	Quality features	External seawater pump for quiet operation. Space-saving 360° Orbit technology. Large, deep bowl. Powerful pump performance allows remote placement away from the head. Strong flow and inlet water strainer for robust, bowl-clearing flush every time. High-performance macerator system. Standard height model.
	Product	Ref. No.
Dometic MasterFlush MF 7165, 12 V		9108887101

**DOMETIC MASTERFLUSH MF 8120**

7.04


Electric macerator toilet, low-profile, 12 V or 24 V

	Water supply	Fresh water
	Voltage	12 V DC or 24 V DC
	Current consumption	20 A / 12 V DC; 15 A / 24 V DC
	Dimensions (W x H x D)	375 x 381 x 467 mm
	Weight	30 kg
	Quality features	High-quality ceramic bowl, efficient stainless steel macerator, quiet operation, low energy consumption, easy installation
	Product	Ref. No.
Dometic MasterFlush MF 8120, 12 V		9600015974
Dometic MasterFlush MF 8120, 24 V		9600015975

DOMETIC MASTERFLUSH MF 8140

7.04


Electric macerator toilet, standard height, 12 V or 24 V

	Water supply	Fresh water
	Voltage	12 V DC or 24 V DC
	Current consumption	20 A / 12 V DC; 15 A / 24 V DC
	Dimensions (W x H x D)	375 x 467 x 467 mm
	Weight	35 kg
	Quality features	The quiet operation avoids disturbance. Low energy consumption. High quality ceramic bowl is easy to clean. Easy to install. Stainless steel macerator blades are highly effective.
	Product	Ref. No.
Dometic MasterFlush MF 8140, 12 V		9600015510
Dometic MasterFlush MF 8140, 24 V		9600015512

DOMETIC MASTERFLUSH MF 8165

7.04




Electric macerator toilet, low-profile, sea water flush

	Water supply	Sea water
	Voltage	12 V DC
	Current consumption	20 A
	Dimensions (W x H x D)	375 x 381 x 467 mm
	Weight	20.5 kg
	Quality features	High-quality ceramic bowl, efficient stainless steel macerator, quiet operation, low energy consumption, easy installation, extra quiet model with external pump
	Product	Ref. No.
Dometic MasterFlush MF 8165, 12 V		9600015978

DOMETIC MASTERFLUSH MF 8500 MODERNO SERIES

7.04



Electric macerator toilet, 12 V or 24 V

	S8540 WITH SLOW CLOSE PLASTIC SEAT	S8540 WITH SLOW CLOSE PLASTIC SEAT AND HANDWAVE SWITCH	S8541 WITH BIDET
			
S8540			
			
S8541			
			
HANDWAVE CONTROLS TOUCHLESS OPERATIONS IMPROVES HYGIENE			
Voltage	12 V DC or 24 V	12 V DC or 24 V	12 V DC or 24 V
Current consumption	20 A	20 A	20 A
Material	Vitreous ceramic	Vitreous ceramic	Vitreous ceramic
Dimensions (W x H x D)	375 x 483 x 559 mm	375 x 483 x 559 mm	375 x 483 x 559 mm
Weight	28.35 kg	28.35 kg	28.35 kg
Quality features	<ul style="list-style-type: none"> 12 V ceramic toilet Standard-height toilet with residential-size bowl and elongated seat for premium comfort Smooth-contour bowl simplifies cleaning Quieter, shorter flush duration than other macerator toilets Powerful macerating flush Slow-close seat and lid for silent operation 30 % more efficient than previous Dometic macerator toilets 	<ul style="list-style-type: none"> 12 V ceramic toilet Standard-height toilet with residential-size bowl and elongated seat for premium comfort Smooth-contour bowl simplifies cleaning Quieter, shorter flush duration than other macerator toilets Powerful macerating flush Slow-close seat and lid for silent operation Touchless HandWave controls improve hygiene 	<ul style="list-style-type: none"> 12 V ceramic toilet Standard-height toilet with residential-size bowl and elongated seat for premium comfort Smooth-contour bowl simplifies cleaning Quieter, shorter flush duration than other macerator toilets Powerful macerating flush Bidet slow-close seat provides extra sanitation and convenience 30 % more efficient than previous Dometic macerator toilets
Product			Ref. No.
Dometic MasterFlush S8540 Moderno, with slow close plastic seat, 12 V			9600006448
Dometic MasterFlush S8540 Moderno, with slow close plastic seat, 24 V			9600006450
Dometic MasterFlush S8540 Moderno, with slow close plastic seat, handwave switch, 12 V			9600006510
Dometic MasterFlush S8540 Moderno, with slow close plastic seat, handwave switch, 24 V			9600018108
Dometic MasterFlush S8541 Moderno BIDET, 12 V			9600006452
Dometic MasterFlush S8541 Moderno BIDET, 24 V			9600006453
/ Accessories			
Dometic MF-DFS, Flush switch panel for electronic MasterFlush toilets			9108782202

DOMETIC MASTERFLUSH MF 8900 SERIES

7.04

Electric macerator toilet, 12 V or 24 V

	MF 8940 STANDARD HEIGHT	MF 8920 LOW-PROFILE
		
MF 8940		
		
MF 8920		
Voltage	12 V DC or 24 V	12 V DC or 24 V
Current consumption	20 A	20 A
Material	Vitreous ceramic	Vitreous ceramic
Dimensions (W x H x D)	375 x 460 x 464 mm	375 x 375 x 464 mm
Weight	24.02 kg	22.14 kg
Quality features	Powerful flush with steel macerator. Compact design with angled back saves space. Conserve water with low flush option. Ergonomically shaped seat closes softly to avoid noise and damage. Dometic flush touchpad as standard, Dometic flush switch panels to fit Vimar/Gewiss frames (optional).	
Product	Ref. No.	
Dometic MasterFlush MF 8940, standard height, 12 V	9600015504	
Dometic MasterFlush MF 8920, low-profile, 12 V	9600016133	
Dometic MasterFlush MF 8940, standard height, 24 V	9600015506	
Dometic MasterFlush MF 8920, low-profile, 24 V	9600016134	
/ Accessories		
Dometic MF-DFS, Flush switch panel for electronic MasterFlush toilets	9108782202	



HOLDING TANKS

STRONG HOLDING TANKS THAT HAVE BEEN PRE-TESTED AND ARE AVAILABLE IN VARIOUS SIZES




These holding tanks provide long-lasting performance and efficiency. They are constructed from a high-strength polyethylene with a heavy-duty wall thick enough to maintain integrity under high pressure and to avoid leaks. They are pre-plumbed with inlet and discharge

fittings, a vent fitting, an inspection port and a pressure relief valve. Already pressure tested, just plug in and go.

DOMETIC DHT 42L / DHT 61L / DHT 88L

Holding tank for marine toilets, 42 / 61 / 88 l



7.04

	DHT 42L	DHT 61L	DHT 88L
DHT 42L 	Gross capacity 42 litres	61 litres	88 litres
DHT 61L 	Material Holding tank: polyethylene Fittings: polyvinyl chloride, ABS		
DHT 88L 	Colour Holding tank: natural Fittings: white		
	Dimensions (W x H x D) 351 x 348 x 460 mm	351 x 348 x 660 mm	800 x 389 x 399 mm
	Empty weight 5.4 kg	7.7 kg	10.2 kg
	Quality features No leaks or offensive odours. Easy to fit with pre-drilled holes and pre-tested, installed fittings that can rotate. Two separate outlets for dockside and overboard discharge. Vacuum relief valve prevents damage from high-capacity dockside vacuum pumps. Made from highly durable polyethylene with a 6.3 mm wall thickness.		
	Test mark ISO 8099 compliant		
	Product	Ref. No.	
	Dometic DHT 42L	9107100001	
	Dometic DHT 61L	9107100002	
	Dometic DHT 88L	9107100003	

DOMETIC DHT 110L / DHT 137L

Holding tank for marine toilets, 110 / 137 l

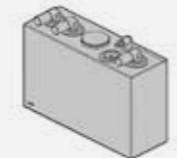
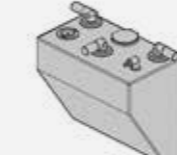
7.04

	DHT 110L	DHT 137L
DHT 110L 	Gross capacity 110 litres	137 litres
DHT 137L 	Material Holding tank: polyethylene; Fittings: polyvinyl chloride, ABS	
	Colour Holding tank: natural; Fittings: white	
	Dimensions (W x H x D) 351 x 348 x 1199 mm	397 x 388 x 1200 mm
	Empty weight 14 kg	14,5 kg
	Quality features see DHT 42L / DHT 61L / DHT 88L	
	Test mark ISO 8099 compliant	
	Product	Ref. No.
	Dometic DHT 110L	9107100004
	Dometic DHT 137L	9107100005

DOMETIC 12 HTS / 15 HTS

Holding tank for marine toilets, vertical installation 42 / 57 l




7.04

	12 HTS-VRT	15 HTS-VRT
12 HTS-VRT 	Gross capacity 42 litres	57 litres
15 HTS-VRT 	Material Holding tank: polyethylene; Fittings: polyvinyl chloride, ABS	
	Colour Holding tank: natural; Fittings: white	
	Dimensions (W x H x D) 451 x 616 x 210 mm	317.5 x 546.1 x 558.8 mm
	Empty weight 9.07 kg	9.53 kg
	Quality features Leak-proof design. Odour-free design avoids unwanted smells. Durable 6.3 mm thick corrosion-resistant polyethylene walls (ISO/USCG compliant). Vacuum relief valve prevents damage from high-capacity dockside vacuum pumps. Two separate outlets for overboard and dockside discharge. Pre-installed and tested fittings can rotate giving users flexibility.	
	Test mark ISO 8099 compliant	
	Product	Ref. No.
	12 HTS-VRT	9108555499
	15 HTS-VRT	9108555501

DOMETIC 12 HTS / 15 HTS / 20 HTS

Holding tank for marine toilets, horizontal installation 42 / 57 / 68 l


7.04

	12 HTS-HRZ	15 HTS-HRZ	20 HTS-HRZ
12 HTS-HRZ 	Gross capacity 45 litres	57 litres	68 litres
15 HTS-HRZ 	Material Holding tank: polyethylene; Fittings: polyvinyl chloride, ABS		
20 HTS-HRZ 	Colour Holding tank: natural; Fittings: white		
	Dimensions (W x H x D) 387 x 273 x 622 mm	482.6 x 381 x 558.8 mm	361.95 x 355.60 x 717.55 mm
	Empty weight 9.1 kg	11.3 kg	12.2 kg
	Quality features Leak-proof design. Odour-free design avoids unwanted smells. Durable 6.3 mm thick corrosion-resistant polyethylene walls (ISO/USCG compliant). Vacuum relief valve prevents damage from high-capacity dockside vacuum pumps. Two separate outlets for overboard and dockside discharge. Pre-installed and tested fittings can rotate giving users flexibility.		
	Test mark ISO 8099 compliant		
	Product	Ref. No.	
	12 HTS-HRZ	9108555498	
	15 HTS-HRZ	9108555500	
	20 HTS-HRZ	9108555502	

DOMETIC MAXFLEX 38 / 25 / 19 / 16


7.04

Sanitation hose, 15 m

	MaxFlex 38	MaxFlex 25	MaxFlex 19	MaxFlex 16
	Flexible polyvinyl chloride			
Material	Flexible polyvinyl chloride			
Colour	White			
Operating pressure (bar)	4 bar	6 bar	8 bar	8 bar
Diameter (Ø) inner / outer	39 / 47 mm	26 / 32 mm	20 / 24 mm	17 / 22 mm
Wall thickness	4.1 mm	2.9 mm	2.3 mm	2.6 mm
Inside bend radius	152 mm	102 mm	78 mm	65 mm
Hose length	15 m			
Weight	700 g/m	340 g/m	200 g/m	190 g/m
Working temperature	-17 to +65 °C			
Quality features	A highly flexible hose for multiple sanitation requirements. Easy installation. Available in various sizes depending on usage. Not suitable for drinking water.			
Product	Ref. No.			
Dometic MaxFlex 38, 15 m coil	9600001852			
Dometic MaxFlex 25, 15 m coil	9600001853			
Dometic MaxFlex 19, 15 m coil	9600001854			
Dometic MaxFlex 16, 15 m coil	9600001855			

DOMETIC ODOURSAFE PLUS 38


Sanitation hose, 15 m

	Material	Flexible polyvinyl chloride
	Colour	White
	Operating pressure	6 bar
	Diameter (Ø) inner / outer	38 / 47 mm
	Wall thickness	4.1 mm
	Inside bend radius	190.5 mm
	Hose length	15 m
	Weight	710 g/m
	Working temperature	-17 to +65 °C
	Quality features	Best odour barrier of any marine sanitation hose. Standard hose on Dometic tanks with pre-plumbed components. Five-year limited warranty: two years on hose replacement and labour; three additional years on hose only.
	Product	Ref. No.
	Dometic OdourSafe Plus 38	9107100015

DOMETIC DVF

7.04


Vent filter for holding tanks

	The vent filter absorbs holding tank vent odours and keeps the surrounding air clean and pleasant. The vent filter eliminates the need for any holding tank chemicals.
	<ul style="list-style-type: none"> • Dispels the need to use harmful chemicals • The most effective odour absorbing filter material used • Fresh and clean air the environmentally friendly way
	Product Ref. No.
	Dometic DVF 9108849515
	Dometic DVF replacement cartridge 9108849876

DOMETIC DTM04

7.04


Multi-level tank monitor with or without ventilation

	Voltage	12 / 24 volts DC
	Current consumption	12 V DC: 8 mA, 24 volts DC: 4 mA
	Required circuit protection	1 A breaker / fuse
	Material	Frame: ABS, Panel: polycarbonate resin; Cap: PVC, Float: nitrile rubber ebonite
	Colour	Frame and panel: black, Cap: white
	Dimensions (W x H x D)	Panel: 83 x 83 x 10 mm
	Weight	0.45 kg
	Quality features	Monitors four levels in waste tank; includes one set of tank probes. All panels monitor empty, low, mid, and full levels. Full-tank shutdown option prevents overflow. Monitor panel available in black or white. 12 V DC or 24 V DC operation. Continuous light indicates power is on. Probe assembly options fit tanks up to 22 in. (55.9 cm) and 45 in. (114.3 cm) tall.
	Test mark	ISO 8846, EMC Directive 2004/108/EC
	Product	Ref. No.
	Dometic DTM04, with ventilation	9108554495
	Dometic DTM04, without ventilation	9108557646
	/ Optional extras	
	12-V-relay	9107100013
	24-V-relay	9107100014
	Dometic DHT, Tank Flange Kit	9108553349

DOMETIC DTM01C / DTM01P

7.04


Single-level tank monitor for holding tanks

	DTM01C	DTM01P
	Voltage	12 / 24 volts DC
	Current consumption	0.016 A
	Required circuit protection	0.5 A breaker / fuse
	Material	Frame: ABS; Panel: polyester; Cap: PVC; Float: nitrile rubber ebonite
	Colour	Frame and panel: black; Cap: white
	Dimensions (W x H x D)	Panel: 83 x 51 x 10 mm
	Weight	0.18 kg
	Quality features	Takes control and warns when the tank is full. Easy to install, it has a reliable and proven design. A bright red warning light lets you know not to flush.
	Test mark	ISO 8846, EMC Directive 2004/108/EC
	Product	Ref. No.
	Dometic DTM01C	9107100009
	Dometic DTM01P	9108688891
	/ Optional extras	
	Dometic DHT, Tank Flange Kit	9108553349

DOMETIC DTD01




7.04

Tank discharge control for DTM04 tank monitor, 12 V or 24 V

	DTD 01 – 12 V DC	DTD 01 – 24 V DC	
	Voltage	12 V DC	24 V DC
	Current consumption	0.16 A	
	Required circuit protection	1 A breaker / fuse	
	Material	Frame: ABS, Panel: polycarbonate resin	
	Colour	Black	
	Dimensions (W x H x D)	83 x 83 x 57 mm	
	Weight	0.18 kg	
	Quality features	Takes control to stop accidental discharge. Allows manual discharge when in unrestricted waters. Eradicates the need for Y valves making plumbing simple.	
	Test mark	ISO 8846, EMC Directive 2004/108/EC	
	Product	Ref. No.	
Dometic DTD01, 12 V	9107100011		
Dometic DTD01, 24 V	9107100012		

ACCESSORIES FOR HOLDING TANK SYSTEMS

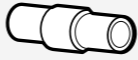

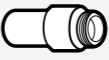
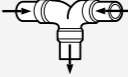

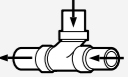





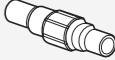
7.04

	DOMETIC TANKSAVER SAFETY RELIEF VALVE FOR HOLDING TANKS												
	Marine holding tank accessory to upgrade safety, quality and performance.												
	DOMETIC HT-SK 90° SWIVEL KIT FOR HOLDING TANKS												
	This swivel kit is ideal if you want to turn the waste outlet by 90°. Suitable for 25 or 38 mm connections.												
	DOMETIC HT-DTK DIPTUBE KIT FOR HOLDING TANKS												
	Dometic discharge diptube kit removes waste through the top of the holding tank. This eliminates stagnant waste from sitting in a discharge line connected at the bottom of a tank.												
	<table border="1"> <thead> <tr> <th>Product</th> <th>Ref. No.</th> </tr> </thead> <tbody> <tr> <td>Dometic TankSaver</td> <td>9108554455</td> </tr> <tr> <td>Dometic HT-SK</td> <td>9108836232</td> </tr> <tr> <td>Dometic HT-DTK</td> <td>9108558205</td> </tr> <tr> <td>/ Accessories</td> <td></td> </tr> <tr> <td>Dometic DTK-EB90, 90° elbow fitting kit for DTK Diptube Kit</td> <td>9108558704</td> </tr> </tbody> </table>	Product	Ref. No.	Dometic TankSaver	9108554455	Dometic HT-SK	9108836232	Dometic HT-DTK	9108558205	/ Accessories		Dometic DTK-EB90, 90° elbow fitting kit for DTK Diptube Kit	9108558704
Product	Ref. No.												
Dometic TankSaver	9108554455												
Dometic HT-SK	9108836232												
Dometic HT-DTK	9108558205												
/ Accessories													
Dometic DTK-EB90, 90° elbow fitting kit for DTK Diptube Kit	9108558704												

DOMETIC HOSE FITTINGS AND CHECK VALVE

7.04


For use with OdourSafe Plus (38 mm) ID hose. Kits include Custom Hose Adapters.

 HOSE MENDER KIT	 90° BEND KIT	 HOSE ADAPTER KIT	 DOUBLE BEND KIT	 WYE KIT	 TEE KIT
9107100020 Connects 38 mm hose ends together, includes two adapters	9107100021 Provides smooth sweep corner to eliminate kink, includes two adapters	9108553352 Connects 38 mm hose to 38 mm FPT fitting, includes one adapter	9107100023 Connects intersecting hose ends together per indicated flow, includes three adapters	9107100024 Connects intersecting hose ends together per indicated flow, includes three adapters	9107100025 Connects intersecting hose ends together per indicated flow, includes three adapters
 PVC 45° STREET ELL	 REDUCING ADAPTER	 PVC 90° STREET ELL	 PVC ADAPTER	 CUSTOM HOSE ADAPTER	 CHECK VALVE
9108731117 Adapts to all (38 mm) fittings shown here	9108731118 Connects 38 mm hose to 25 mm hose, includes one adapter	9108731123 For tight corners, can be used with other PVC fittings shown here	9108731124 Connects 38 mm hose with Custom Hose Adapter or rigid PVC pipe to 38 mm fitting	9108559169 Can be used with all 38 mm PVC fittings with socket connection, lubricated hose or cuff slides on easily	9108709375 For light-duty applications

DOMETIC POWERPUMP PP127 / PP1210 / PP1217

7.04


Pressurised water pump

	PP127	PP1210	PP1217	
	Voltage	12 V		
	Flow rate	7 l/min	10 l/min	17 l/min
	Material	Metal / PP		
	Dimensions (W x H x D)	210 x 99 x 88 mm		
	Cut-off pressure	1.4 bar / 2.2 Ah	2.1 bar / 3.0 Ah	2.8 bar / 6.0 Ah
Quality features	Quick and easy to install thanks to the patented click connection system. Vibration mounts lower noise emissions. Powerful with efficient energy consumption. Will run dry without damaging the pump. A high performance pump. Self-priming pump. Strainer with 1/2" hose connector, 1/2" straight hose connector, 1/2" 90° elbow hose connector, 1/2" straight thread.			
Product	Ref. No.			
Dometic PowerPump PP127	9600000455			
Dometic PowerPump PP1210	9600000456			
Dometic PowerPump PP1217	9600000457			

DOMETIC DTW12 / DTW24

7.04

Holding tank discharge pump, 12 V or 24 V

	Flow rate	1130 l/h
	Material	PP
	Voltage	12 or 24 volts DC
	Consumption	6 A / 3 A
	Required circuit protection	10 A / 5 A breaker / fuse
	Dimensions (W x H x D)	171 x 197 x 349 mm
	Hose connection	38 mm ID sanitation hose
	Weight	3.18 kg
	Test marks	ISO 8846, EMC Directive 2004/108/EC
	Scope of delivery	Waste discharge pump, 1" reduction, instruction manual
Quality features	Self-priming – can be placed above water tank. Quiet operation. Thermally protected motor.	
Product	Ref. No.	
Dometic DTW12, 12 V	9107100006	
Dometic DTW24, 24 V	9107100007	



CLEANING ACCESSORIES

SMART PRODUCTS THAT MAKE CLEANING A PLEASURE


Dometic has put together a complete range of products that makes cleaning a pleasure – with sparkling results! It includes a cordless, battery powered wet/dry vacuum cleaner that reaches every corner of the vehicle and a neatly integrated central vacuum cleaning system. Plus, a collection of specially formulated tab cleaners for the waste holding tank.

All of these products let your customers enjoy their journey in nice and neat surroundings, and maintain the value of their precious equipment for many years to come.

DOMETIC POWERVAC PV 100

7.04


Vacuum cleaner

	Motor	12 V DC, 28,000 rpm
	Battery	12 V DC, 2.6 Ah
	Operating time	up to 18 min ±10%
	Recharge time	10–14 h (automatic switch-off)
	Operating temperature	0°C to +40°C
	Power input	approx. 90 watts
	Vacuuming performance	approx. 400 mm water column (±10%)
	Capacity	3.8 litres
	Dimensions (W x H x D)	270 x 320 x 198 mm
	Weight	2.10 kg
Quality Features	Convenient battery vacuum cleaner for use in vehicles or at home. Maximum mobility with a rechargeable 12 V battery. This vacuum cleaner cleans wet or dry dirt. Can be recharged from 12 and 230 V. Easy to clean dust container and fabric filter.	
Scope of delivery	Vacuum cleaner, hose, attachments for upholstery, rugs and narrow gaps, carrying strap, mains adapter, 12-volt charging cable, operating instructions	
Product	Ref. No.	
Dometic PowerVac PV 100	9600000348	

DOMETIC CV 1004

7.04


Vacuum cleaner system

	Power Input	1050 W
	Input voltage	230 V
	Suction power	2500 mm (water column)
	Dimensions (W x H x D)	298 x 171 x 175 mm
Quality Features	Compact dimensions allow integration into available cavities, saving valuable space. Powerful enough to extract tough dirt from every nook and cranny. Automatic on and off upon hose engagement or disengagement saves space, too. Long hose (12 m) and two ports ensure no dirt or dust can escape your reach. Compact vacuum unit dimensions conserve space. Upgrades with Dometic VacPort, an uptake port for swept-up floor dust and dirt.	
Product		Ref. No.
Dometic CV 1004		9103501126
/ Optional extras		
Vacuum Cleaner Bags for CV 1004 (5 pieces)		9103501128

DOMETIC VACPORT

7.04


Sweep inlet valve

	Quality Features	Automatic ON/OFF, integral LED lighting, fixing-material included. Integrates into Dometic systems CV 1004 and CV 2004.
	Product	Ref. No.
	Dometic VacPort	9103501127

DOMETIC BRUSH & STOW

7.03

Toilet cleaning brush

	Quality Features	<ul style="list-style-type: none"> • Small brush head – custom designed for compact travel toilets • Wall mounted container for a secure hold during the journey • Push-release for non-contact brush head replacement
	Product	Ref. No.
	Dometic Brush & Stow	9600005999
	Dometic Brush & Stow spare brush set	9600010209

TOILET TANK CARE

PRE-DOSED TABS FOR CONVENIENT HANDLING – NO MESS, NO EXCESS



Standard sanitation fluids add unnecessary weight onboard, and it's easy to spill or use too much. Our highly effective sanitation tabs are much lighter than a bottle and take up minimal storage space. The hands stay clean and there is no more experimenting as the optimum amount always ends up in the tank rather than on your hands or the floor.

Highly-effective tab cleaners for the waste holding tank break down waste into liquid and prevent unpleasant odours – available in a blue or green version. The Dometic tank cleaner effectively removes deposits, prevents scaling and gives a pleasant odour.

DOMETIC POWERCARE TABS

7.03



Sanitation additive for waste holding tanks, 16 tabs

	Quality Features	<ul style="list-style-type: none"> • No spills or mess • The dose is pre-measured so no possible overdosing and waste • Easy storage in a handy tub
		DANGER – Causes serious eye damage. Very toxic to aquatic life with long lasting effects.
	Product	Ref. No.
Dometic PowerCare Tabs	9600000125	

DOMETIC GREENCARE TABS

7.03



Sanitation additive for waste holding tanks, 16 tabs

	Quality Features	<ul style="list-style-type: none"> • An environmentally friendly toilet tab that doesn't cost the earth • The dose is pre-measured – which prevents using too much and causing wastage • No spills or mess
		WARNING – Causes serious eye irritation.
	Product	Ref. No.
Dometic GreenCare Tabs	9600000133	

DOMETIC TANK CLEANER

7.03

Tank cleaner for waste holding tanks, 10 tabs

	Quality Features	<ul style="list-style-type: none"> • Easy and economical dosing with tabs • Effortless cleaning with active foam • Gentle on the environment
		WARNING – Causes serious eye irritation.
	Product	Ref. No.
Dometic tank cleaner	9600000150	